



MEG040 40W Record, Sirene and Microphone

Ref. nr.: 952.007



**INSTRUCTION MANUAL
GEBRUIKSAANWIJZING
GEBRAUCHSANLEITUNG
MANUAL DE INSTRUCCIONES
NOTICE D'UTILISATION
INSTRUKCJA OBSŁUGI**

ENGLISH

Thank you for purchasing this Vonyx megaphone, please read this instruction manual carefully to know how to operate it properly and effectively. If the device was damaged in transit, don't use it and contact your dealer.

Warning:

- Do not place in direct sunlight or in a high temperature environment for a long period of time.
- Avoid exposure to rain, water or heavy humidity.
- When cleaning the megaphone body only use a neutral detergent. Never use thinner or benzene.
- Never point the megaphone directly at persons or animals. To avoid damaging of the ears, ensure sufficient distance to other persons and ensure a reasonable volume adjustment!
- Keep the device away from children and unauthorized users.
- If not in use for a long period of time, remove the batteries and store them separately to prevent leaking batteries and damaging the circuits inside the megaphone.
- Damage caused by disregard of certain guidelines in this manual is not covered by the warranty and the dealer will not accept responsibility for any defect or problem.
- Unauthorized conversion and/or modification of the product is inadmissible because of safety and approval reasons (CE).
- Do not leave packaging material unattended. Plastic foils or bags etc. might become a dangerous toy for children!




Possible damage by leaking batteries Leaking batteries can cause permanent damage to the device. Take batteries out of the device if it is not going to be used for a longer period.



Electric products must not be put into household waste. Please bring them to a recycling centre. Ask your local authorities or your dealer about the way to proceed. The specifications are typical. The actual values can slightly change from one unit to the other. Specifications can be changed without prior notice.

Do not attempt to make any repairs yourself. This would invalid your warranty. Do not make any changes to the unit. This would also invalid your warranty. The warranty is not applicable in case of accidents or damages caused by inappropriate use or disrespect of the warnings contained in this manual. Vonyx cannot be held responsible for personal injuries caused by a disrespect of the safety recommendations and warnings. This is also applicable to all damages in whatever form.

**ATTENTION**

EN Watch out near people and animals, it can cause hearing damage.

NL Pas op bij mensen en dieren kan gehoorbeschadiging veroorzaken.

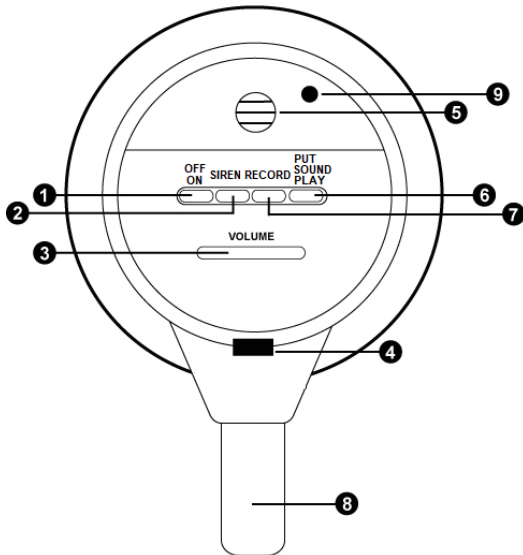
DE Warnung vor Gehörschäden bei Mensch und Tier.

ES Tenga cuidado cerca de las personas y los animales, puede causar daños auditivos.

FR Attention, peut occasionner des déficiences auditives chez l'homme et l'animal.

PL Uwaga! Zbyt wysoki poziom głośności może spowodować uszkodzenie słuchu ludzi bądź zwierząt

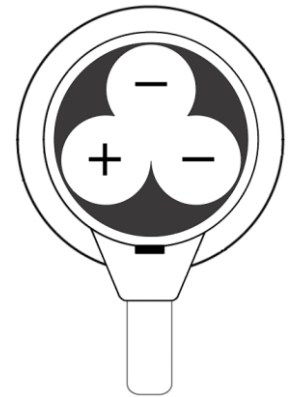
HOW TO USE



1. ON / OFF Button
2. Siren button
3. Volume
4. Battery compartment unlock: Press to unlock the battery compartment.
5. Built in microphone
6. Play Music
7. Record
8. Handle: Handle for easy use.
9. External microphone input.

OPERATIONAL INSTRUCTIONS

1. Open the box and check if everything is supplied: megaphone, external microphone and this manual.
2. Installing batteries: Press the battery unlock button ("4" in above drawing) and open the top cover. Put 6 pcs size D-batteries properly (+/- terminals must match) into the battery compartment and close the top cover.
3. Determine for yourself how you want to use the megaphone. This megaphone set allows you to speak directly through the horn - or through the external microphone handset that is supplied within this set. If you chose for the latter option, make sure to connect the external microphone by plugging the end of the lead to the connector distinguished with "9" in the above drawing.
4. Make sure the megaphone is switched on (by pressing the ON / OFF switch in the ON position).
5. Position the horn opening towards the audience and speak through the microphone. Bring the microphone close to your lips and speak normally. If you prefer using the external microphone, make sure to connect it to the megaphone. Pushing the red button on the external microphone handset allows you to speak. Pressing it again will stop your voice from being amplified by the megaphone.
6. Adjust the volume level to optimum without causing howling (use the volume slide marked "3" in above drawing). Please note that the closer the sound source is to the microphone the better the amplification is.
7. If the megaphone is activated and the volume of the speaker is weak, the batteries might be empty. Follow step 2 to replace the batteries.



BASIC TROUBLESHOOTING

- If the megaphone does not work, remove the batteries to check if the +/- terminals match correctly.
- If the terminal match correctly, place back the batteries and press them down into the battery compartment firmly, make sure the batteries are in contact properly

TECHNICAL SPECIFICATION

Power max.	: 40Watt
Range	: outdoor up to 700-1000m
Battery	: 6pcs Type D-Battery
Battery lifetime	: permanent use up to 5 hours
Dimensions	: Ø195mm, length 310mm
Weight (without battery):	1.3Kg

The specifications are typical. The actual values can slightly change from one unit to the other. Specifications can be changed without prior notice.